
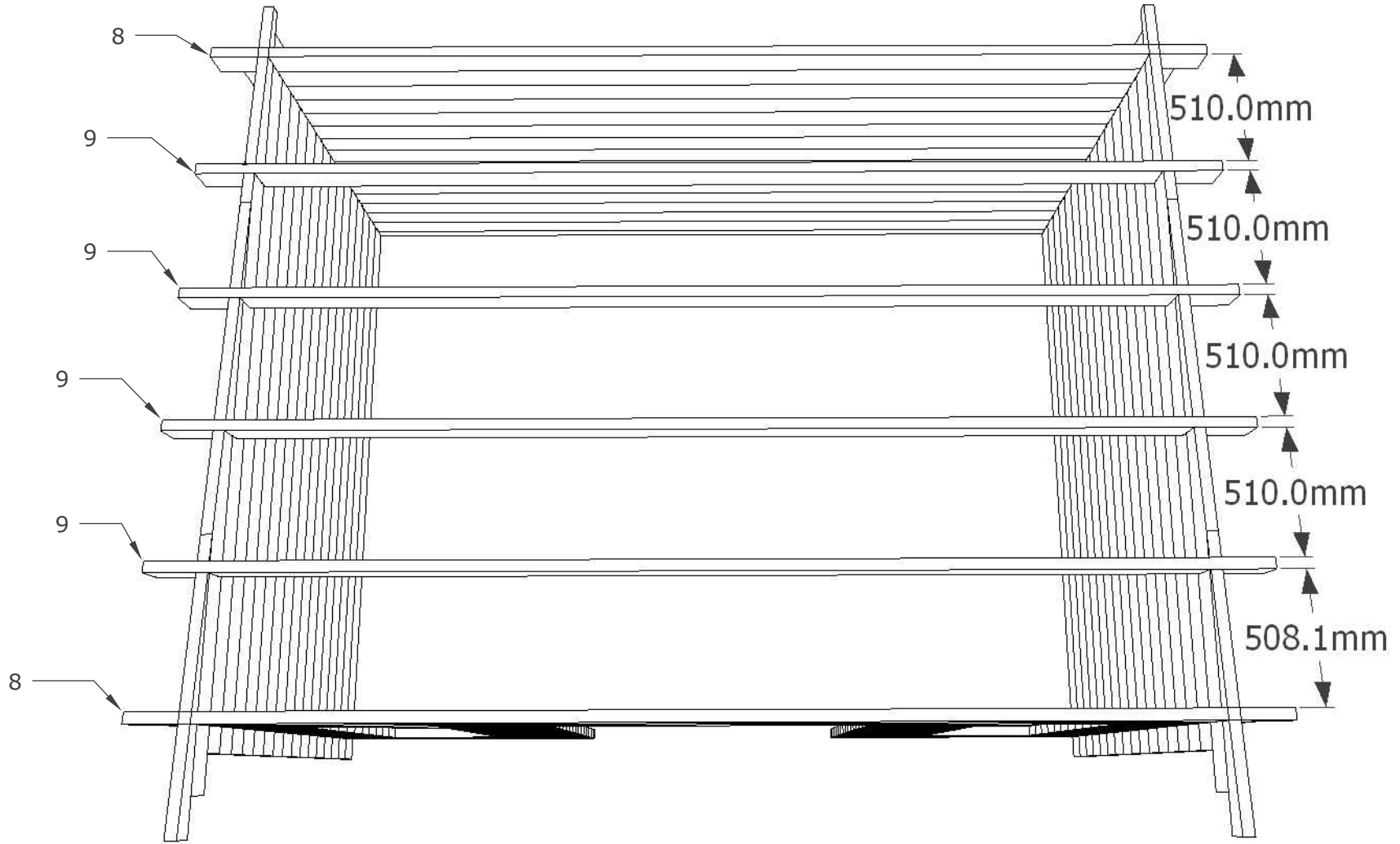


PLAN

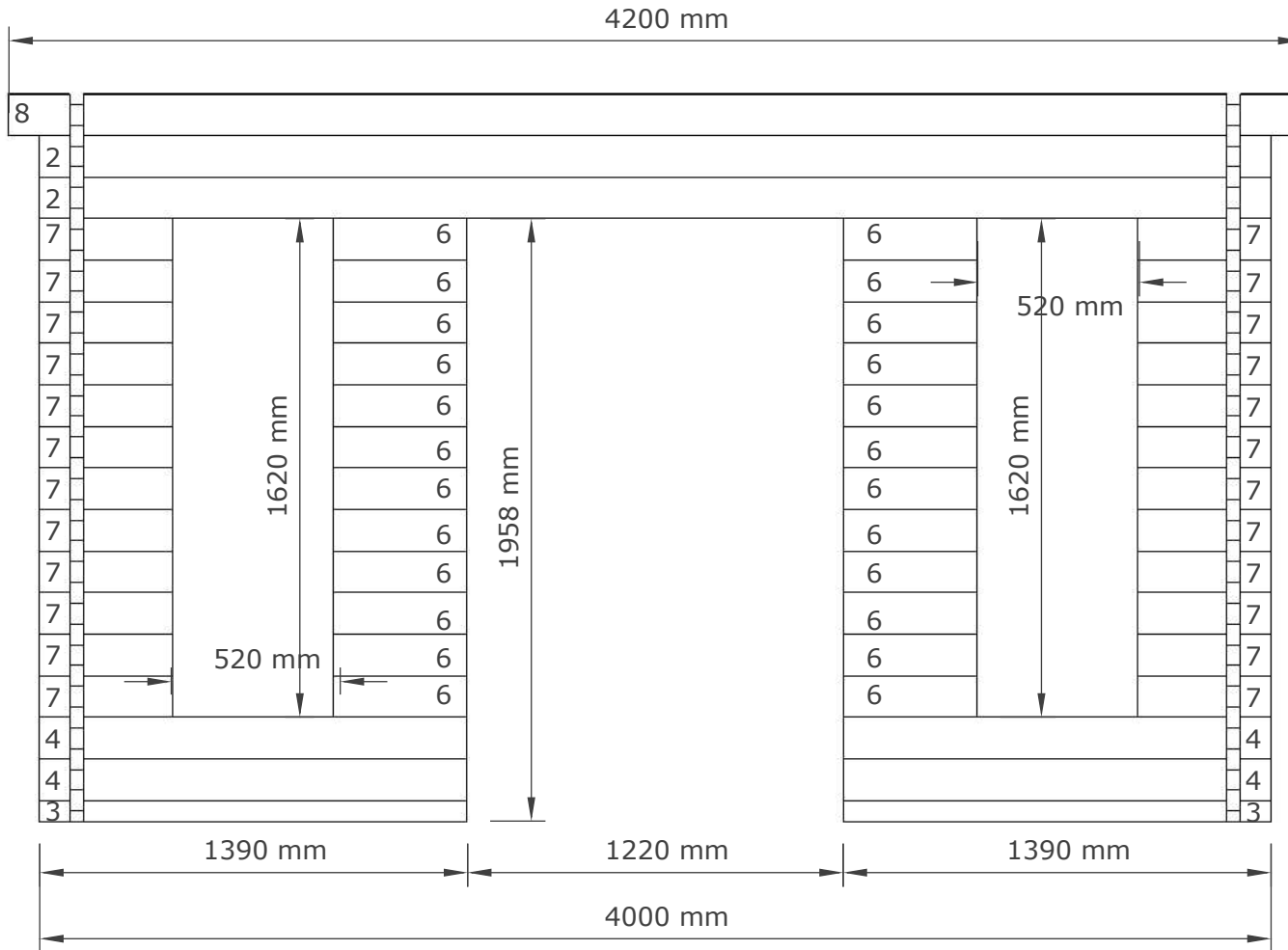
CELLAR PLAN



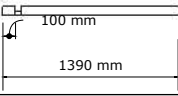
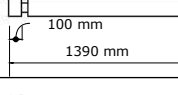

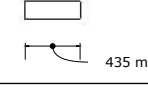
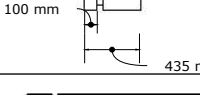


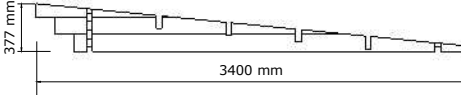















RAFTER PLAN

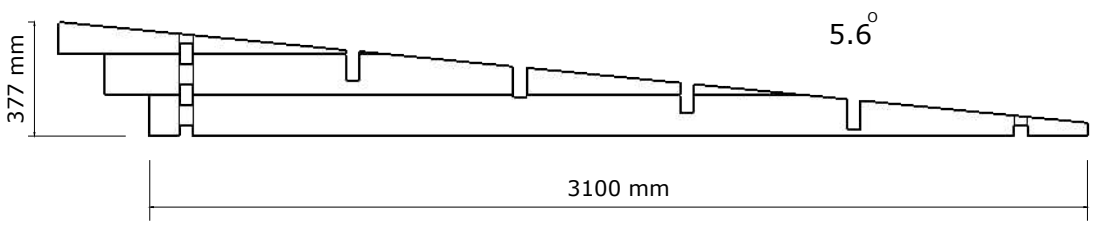
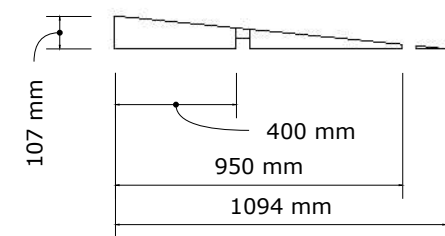
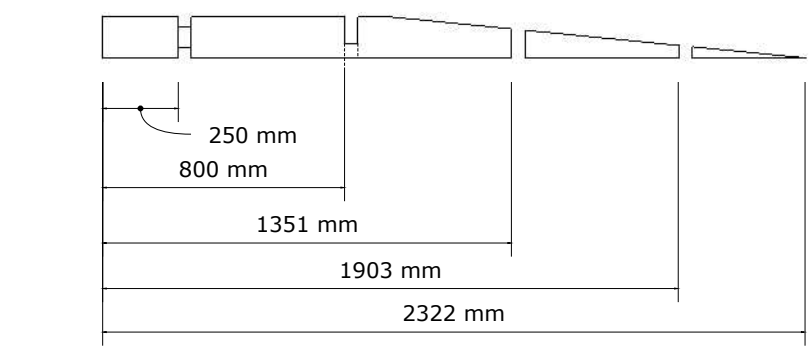
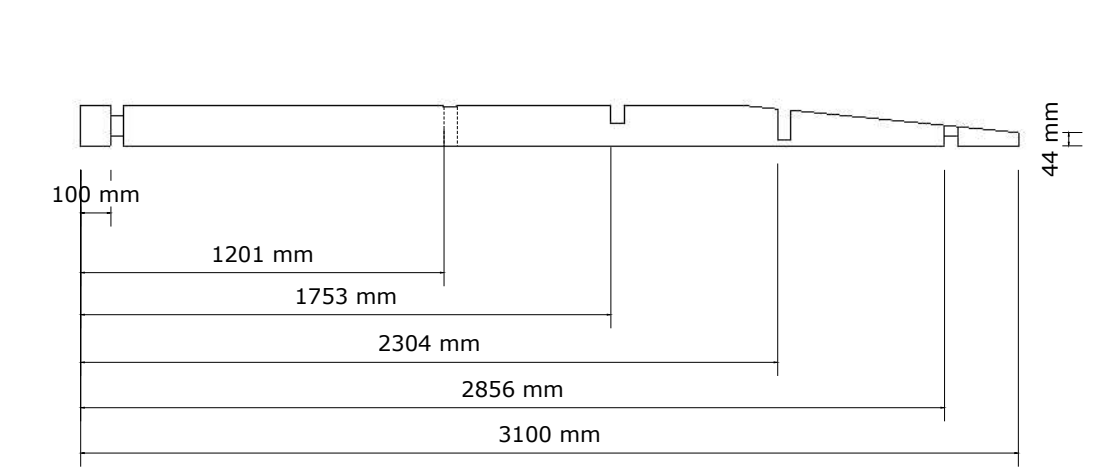


WALL: A



Nr	length	height	width	pcs	view	comment
1	4000	68	44	1		A
2	4000	135	44	16		A
3	1390	68	44	1		B
4	1390	135	44	4		B
5	3000	135	44	30		1;2
6	435	135	44	24		B
7	400	135	44	24		B
8	4200	135	44	2		A;B
9	4200	135	44	4		RAFTER
10	3400	377	44	2		ARC 1;2
11	3712	45	45	8		CELLAR
12	2800	45	45	2		CELLAR
13	200	44	35	4		SIDE BALK
14	3712	44	35	2		SIDE BALK
15	4200	90	19	2		WIND BOARDS SIDE
16	3716	110	19	4		WIND BOARD
17	3716	70	18	2		WIND BOARD TOP
18	2500	135	19	32		ROOF BOARD
19	997	135	19	32		ROOF BOARD
20	2712	135	20	28		FLOOR BOARD
21	1900	35	25	4		STORM PROTECT OR
22	3712	35	18	2		SKIRTIN G BOARD
23	2712	35	8	2		SKIRTIN G BOARD

ARC 1; 2

Nr	pcs	view
		 <p>377 mm</p> <p>5.6°</p> <p>3100 mm</p>
1	2	 <p>107 mm</p> <p>400 mm</p> <p>950 mm</p> <p>1094 mm</p>
2	2	 <p>250 mm</p> <p>800 mm</p> <p>1351 mm</p> <p>1903 mm</p> <p>2322 mm</p>
3	2	 <p>100 mm</p> <p>1201 mm</p> <p>1753 mm</p> <p>2304 mm</p> <p>2856 mm</p> <p>3100 mm</p> <p>44 mm</p>